






C5C Hydraulic Hose - SAE 100R5

Continued

HOSE	Description	Product No.						Standard Pack	Weight (Lbs.)
HOSE/CPLG. SELECTION	8C5C X50FT	3658-1765	13/32	.77	2000	8000	4.6	1	11.50
	8C5CXREEL	3658-1778	13/32	.77	2000	8000	4.6	330	.28
G8K COUPLINGS	10C5C X50FT	3658-1766	1/2	.92	1750	7000	5.5	1	18.85
	10C5CXREEL	3658-1779	1/2	.92	1750	7000	5.5	275	.38
GLOBAL SPIRAL COUPLINGS	12C5C X50FT	3658-1767	5/8	1.08	1500	6000	6.5	1	20.50
	12C5CXREEL	3658-1780	5/8	1.08	1500	6000	6.5	220	.47
PCM / PCS FERRULES	16C5C X50FT	3658-1768	7/8	1.23	800	3200	7.4	1	22.66
	16C5CXREEL	3658-1781	7/8	1.23	800	3200	7.4	165	.57
	20C5C X25FT	3658-1772	1 1/8	1.50	625	2500	9.0	1	13.39
MEGACRIMP COUPLINGS	20C5CXCTN	3658-1758	1 1/8	1.50	625	2500	9.0	100	.54
	24C5CXCTN	3658-1759	1 3/8	1.75	500	2000	10.5	100	.60
	32C5CXCTN	3658-1760	1 13/16	2.22	350	1400	13.3	100	.84
STAINLESS STEEL	40C5CXCTN	3658-1761	2 3/8	2.88	350	1400	24.0	50	1.23

NOTE: Federal law requires registration with the Department of Transportation for anyone producing air brake hose assemblies with swaged or crimped fittings. See Engineering and Technical Data Section for compliance.

C5C-XH Xtreme® Heat Hose - SAE 100R5

DOT FMVSS 106-74 Type All and SAE J1402 Type All for (-4 to -12).

Recommended For: Extremely High temperature petroleum based or phosphate ester fluids, turbo charger oil supply and hot lube oil lines. Meets the requirements of SAE J1405 performance specifications for high temperature transmission and lubrication oil systems.

Tube: Black, oil and heat resistant synthetic polymer tube (CPE - Type J). See Hose Stock Characteristics.

Reinforcement: Braided, high tensile wire and textile.

Cover: Blue, oil and mildew resistant polyester/textile braid.

Temperature Range: -40°F to +302°F (-40°C to +150°C).






Coupling Recommendation (See gates.com/ecrimp or Crimp Data Manual 35019)

C5 Field Attachable Couplings (-6, -10, -16 and -20) (Section P)

C5X Field Attachable Couplings (-5, -8, and -12 Only) (Section P)

Crimp options are MegaCrimp®, GlobalSpiral™ (depending on size)



HOSE	Description	Product No.						Standard Pack	Weight (Lbs.)
FIELD ATTACHABLE G1 & G2 COUPLINGS	5C5CXH X50FT	3658-4001	1/4	.58	3000	12000	3.4	1	9.30
	5C5CXHXREEL	3658-0151	1/4	.58	3000	12000	3.4	385	.19
PCTS THERMOPLASTIC COUPLINGS	6C5CXH X50FT	3658-4002	5/16	.67	2250	9000	4.0	1	11.00
	6C5CXHXREEL	3658-0152	5/16	.67	2250	9000	4.0	385	.22
	8C5CXH X50FT	3658-4003	13/32	.77	2000	8000	4.6	1	12.50
ADAPTERS	8C5CXHXREEL	3658-0153	13/32	.77	2000	8000	4.6	330	.25
	10C5CXH X50FT	3658-4004	1/2	.92	1750	7000	5.5	1	19.14
	10C5CXHXREEL	3658-0154	1/2	.92	1750	7000	5.5	275	.38
QUICK DISCONNECT COUPLERS	12C5CXH X50FT	3658-4005	5/8	1.08	1500	6000	6.5	1	21.87
	12C5CXHXREEL	3658-0155	5/8	1.08	1500	6000	6.5	220	.44
	16C5CXH X50FT	3658-4006	7/8	1.23	800	3200	7.4	1	24.00
	16C5CXHXREEL	3658-0156	7/8	1.23	800	3200	7.4	165	.48
LIVE SWIVEL	20C5CXH X50FT	3658-4007	1 1/8	1.50	625	2500	9.0	1	31.00
	20C5CXHXCTN	3658-0157	1 1/8	1.50	625	2500	9.0	120	.52

ACCESSORIES

EQUIPMENT AND PARTS