

LUXURY 18 GAUGE STAINLESS STEEL KITCHEN SINK 31"

Undermount 10mm radius coved corners

- Two 791565-204070A Stainless steel bottom grids included
- 18-10 Chrome Nickel content
- Double bowl sink
- Installation hardware, template and instructions included
- **Waste fittings included**
- **33" cabinet required**

Nominal Dimensions:

31" x 18" x 9"

Bowl Size:

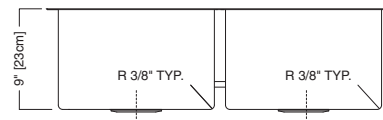
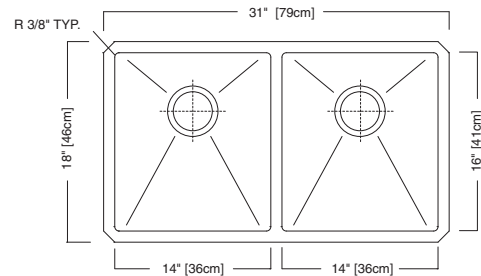

14" wide

16" front to back



9" deep

Compliance Certifications:

IMPORTANT: Dimensions of fixtures are nominal and may vary within the range of tolerances established by ASME A112.19.3
These measurements are subject to change or cancellation. No responsibility is assumed for use of superseded or voided leaflet.



To Be Specified:

- 8241.121500.075  Stainless steel drainer basket
- 8443.101500.075  Stainless steel mesh colander