



Accord®

60" x 30" ADA Bath
71141124



Features


- Durable high gloss finish.
- Above-floor-drain (AFD) rough-in.
- In-tub removable seat mounts directly to the back of the bath and rests on the apron.
- 17-1/4" (438 mm) bath depth (floor to top of threshold).
- 60" (1524 mm) x 30" (762 mm) complete unit finished dimensions.

Material

- Compression molded from our exclusive Vikrell® material.

Installation

- Bath only installation not recommended. Must be used with STERLING wall set.



ADA **CSA B651**

Codes/Standards

CSA B45.5/IAPMO Z124
 ASTM E162
 ASTM E662
 Greenguard UL 2818 - Gold
 ADA
 ICC/ANSI A117.1
 CSA B651



Warranty – Bathing Fixtures (and) Kitchen and Utility Sinks Made of Solid Vikrell® Material

STERLING® Warranty - Bathing & Showering Seats

See website for detailed warranty information.

Available Color/Finishes

Color tiles intended for reference only.

Color	Code	Description
	0	White
	96	KOHLER Biscuit

USA/Canada: 1-800-STERLING (1-800-783-7546)

Kohler Co. reserves the right to make revisions without notice to product specifications.

For the most current Specification Sheet, go to www.sterlingplumbing.com.

1-13-2018 03:54

No image available.

This product is a component and not intended to be a standalone installation.

Technical Information

All product dimensions are nominal.

Installation:	3-Wall Alcove, Seated Alcove
Drain location:	Right
Basin area, bottom:	46-1/4" x 20-1/2" (1175 mm x 521 mm)
Basin area, top:	52-1/4" x 22-1/2" (1327 mm x 572 mm)
Water depth:	11" (279 mm)
Water capacity:	34 gal (128.7 L)
Door width required:	56-1/2" (1435 mm)

Notes

Install this product according to the installation instructions.

Width of back wall at top transitions from 60" (1524 mm) at the front to 59-3/8" (1508 mm) in the back corners. Furring strips approximately 1/4" (6 mm) thick should be used at the back corner studs if drywall is to be installed over the nailing flange.

Studs should be positioned roughly as shown.

Double studding is recommended for pivot shower door installations.

Bath cannot be installed without the wall surround.

Product is designed to be used with a single-hole mixer valve with an escutcheon cover not to exceed 7-3/4" (197 mm) in width.

ADA, CSA B651 compliant when installed to the specific requirements of these regulations.