



**Features**

- Modular design allows it to be moved around corners and through doorways with ease.
- Durable high gloss finish.
- Smooth walls with integrated shelves for generous storage space.
- 15" (381 mm) bath depth (floor to top of threshold).
- 60" (1524 mm) x 30" (762 mm) x 72" (1829 mm) complete unit finished dimensions.

**Material**

- Compression molded from our exclusive Vikrell® material.

**Installation**

- Four-piece modular design with pivot "snap together" installation.
- Caulk-less seam installation.

**Components**

Product includes:

- 71244100 60" Smooth Wall Set
- 71141120 60" x 30" Bath



**Codes/Standards**



- CSA B45.11/IAPMO Z401
- ASTM E162
- ASTM E662
- Greenguard UL 2818 - Gold
- HUD, UM Bulletin 73

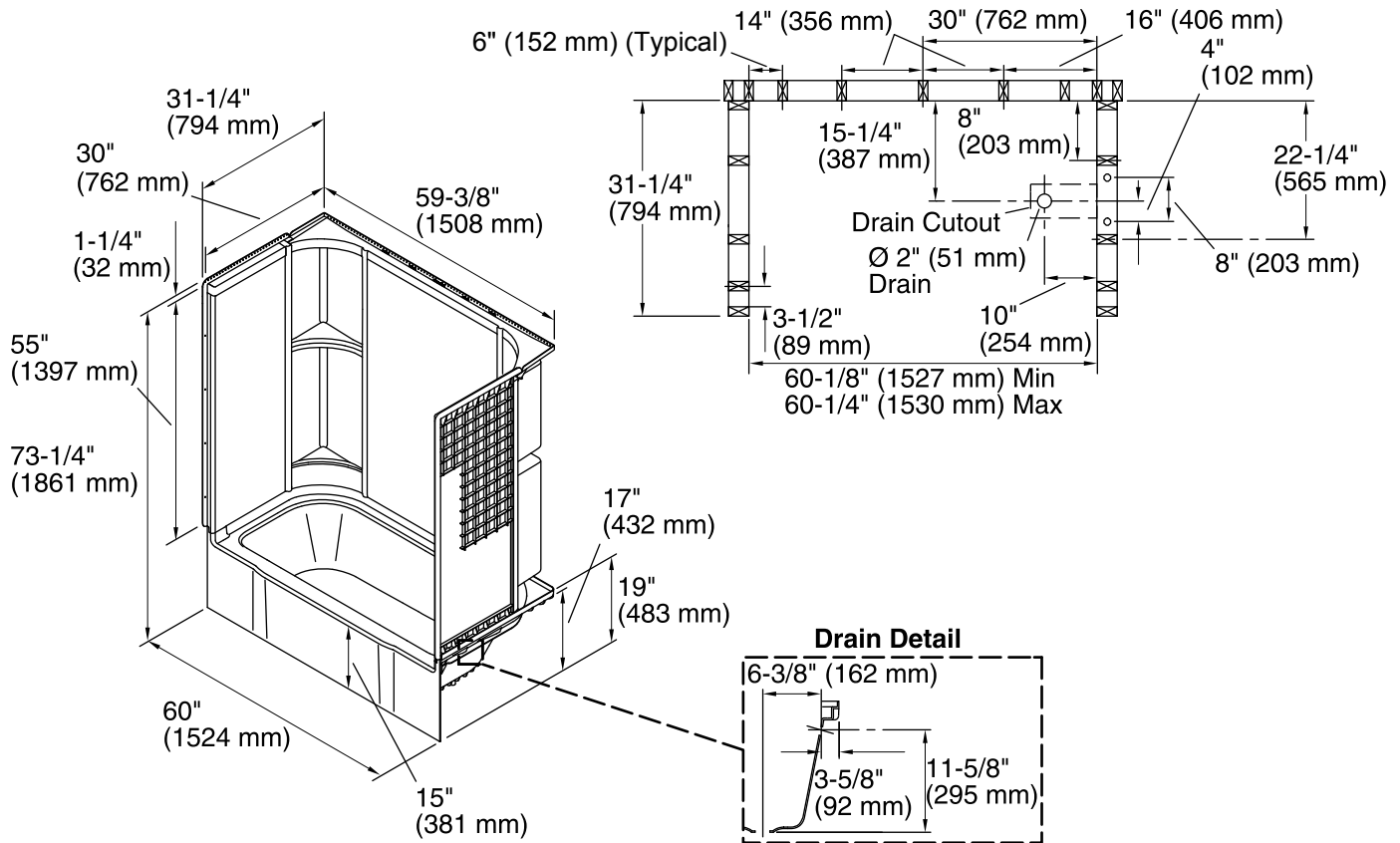
**Warranty – Bathing Fixtures (and) Kitchen and Utility Sinks Made of Solid Vikrell® Material**

See website for detailed warranty information.

**Available Color/Finishes**

*Color tiles intended for reference only.*

Color	Code	Description
	0	White
	96	KOHLER Biscuit



#### Technical Information

All product dimensions are nominal.

Installation:	3-Wall Alcove
Drain location:	Right
Basin area, bottom:	46-1/4" x 20-1/2" (1175 mm x 521 mm)
Basin area, top:	52-1/4" x 22-1/2" (1327 mm x 572 mm)
Water depth:	11" (279 mm)
Water capacity:	34 gal (128.7 L)
Minimum flat for door:	2-3/4" (70 mm)
Door height required:	56-1/2" (1435 mm)
Door width required:	56-3/4" (1441 mm)

#### Notes

Install this product according to the installation instructions.

Product is designed to be used with a single-handle mixer valve with an escutcheon cover not to exceed 7-3/4" (197 mm) in width.

Double studing is recommended for pivot shower door installations.

Studs should be positioned roughly as shown.

Bath cannot be installed without the wall surround.

Width of back wall at the top transitions from 60" (1524 mm) at the front to 59-3/8" (1508 mm) in the back corners. Furring strips approximately 1/4" (6 mm) thick should be used at the back corner studs if drywall is to be installed over the nailing flange.