

## FEATURES

- Granite & Marble are natural hard stones polished to a smooth, high gloss finish. Natural stone has typical variations in both color and pattern. Variations may occur in different vanity tops of the same color.
- Elegance Collection vanity tops in standard sizes with profiled front edge and bowl cut-out edge in 3 styles: Butterfly, Beveled, Eased.
- Undermount china oval bowl. 19 1/4" tops include 14" x 11" bowl, 22 1/4" tops include 17" x 14" bowl.
- Thickness: 1 1/4"
- 4" high x 3/4" deep loose backsplash with eased edge profile. Backsplash length is 1/4" shorter than vanity top length.
- Single, 4" or 8" faucet hole drillings
- Depths: 19 1/4" & 22 1/4"
- Single and Double bowls.
- 10 Year Ltd. Residential Warranty  
3 Year Ltd. Commercial Warranty



Sea Green granite vanity top with beveled edge

## To Be Specified: Vanity Top Size

Bowl	Length (A)	19-1/4" Depth				22-1/4" Depth					
		Model No.	Ship Wt.	Bowl Depth (B)	Bowl Depth (C)	Model No.	Ship Wt.	Bowl Depth (B)	Bowl Depth (C)		
Single	25"	<input type="checkbox"/>	G2519	85 lbs.	8 1/4"	8 3/4"	<input type="checkbox"/>	G2522	91 lbs.	8 3/4"	9 1/4"
Single	31"	<input type="checkbox"/>	G3119	94 lbs.	8 1/4"	8 3/4"	<input type="checkbox"/>	G3122	102 lbs.	8 3/4"	9 1/4"
Single	37"	<input type="checkbox"/>	G3719	104 lbs.	8 1/4"	8 3/4"	<input type="checkbox"/>	G3722	113 lbs.	8 3/4"	9 1/4"
Single	43"						<input type="checkbox"/>	G4322	124 lbs.	8 3/4"	9 1/4"
Single	49"	<input type="checkbox"/>	G4919	123 lbs.	8 1/4"	8 3/4"	<input type="checkbox"/>	G4922	135 lbs.	8 3/4"	9 1/4"
Single	61"						<input type="checkbox"/>	G6122	157 lbs.	8 3/4"	9 1/4"
Double	61"						<input type="checkbox"/>	G61222*	167 lbs.	8 3/4"	9 1/4"
Sidesplash LH		<input type="checkbox"/>	SSLG19	20 lbs.			<input type="checkbox"/>	SSLG22	20 lbs.		
Sidesplash RH		<input type="checkbox"/>	SSRG19	20 lbs.			<input type="checkbox"/>	SSRG22	20 lbs.		

\*Bowl Center: 61" double bowls 15-1/2" L/R


## COLORS

- 4 Marble colors
- 1 Granite color

## OPTIONS

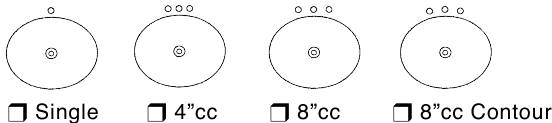
- Side Splashes with eased edge profile. See note below.

## Backsplash



Loose

## To Be Specified: Faucet Hole Drilling



Single     4"cc     8"cc     8"cc Contour

## To Be Specified Bowl Color



White 01     Biscuit 08

## To Be Specified: Front Edge Profile



1 1/2" Butterfly

1 1/2" Bevel

Eased

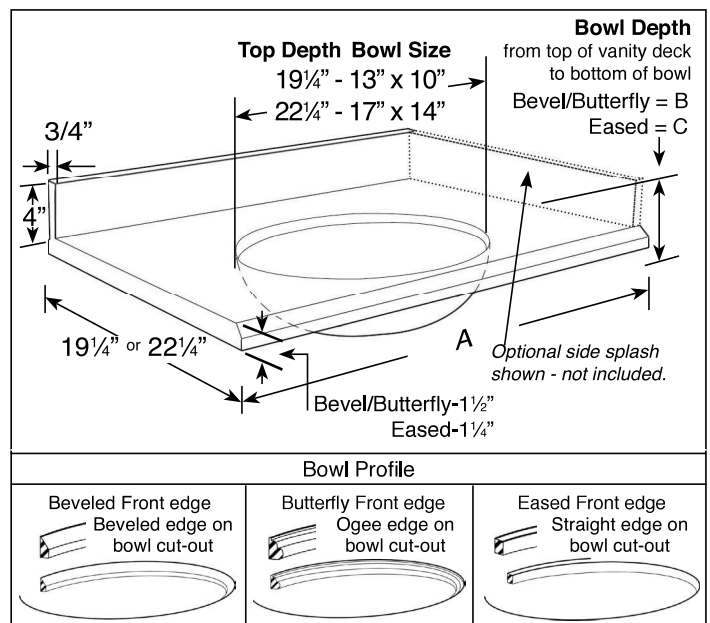
## To Be Specified Vanity Top Color

### Marble Colors

<input type="checkbox"/> M4 Crystal Sands	<input type="checkbox"/> M6 Oman Beige
<input type="checkbox"/> M5 Java Coast	<input type="checkbox"/> M7 Cacao Nougat

### Granite Color

F3 Sea Green



Colors shown on back

- Side Splashes with eased edge profile. 4" high x 3/4" deep loose side splash is set on after backsplash is installed and butts up to backsplash. Side splash length stops at front edge where profile begins.

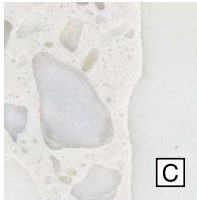
# QUICK SHIP

## Elegance Collection Marble & Granite


### Vanity Top Colors




**MARBLE** Marble is a natural stone product. Variations may occur in different vanity tops of the same color.



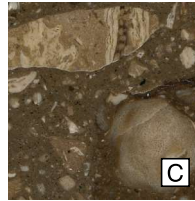
Crystal Sands **M4**



Java Coast **M5**

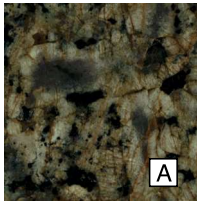


Oman Beige **M6**



Cacao Nougat **M7**

**GRANITE** Granite is a natural stone product. Variations may occur in different vanity tops of the same color.



Sea Green **F3**